

USER MANUAL

portal.saranoraprima.org

END USERS

Content

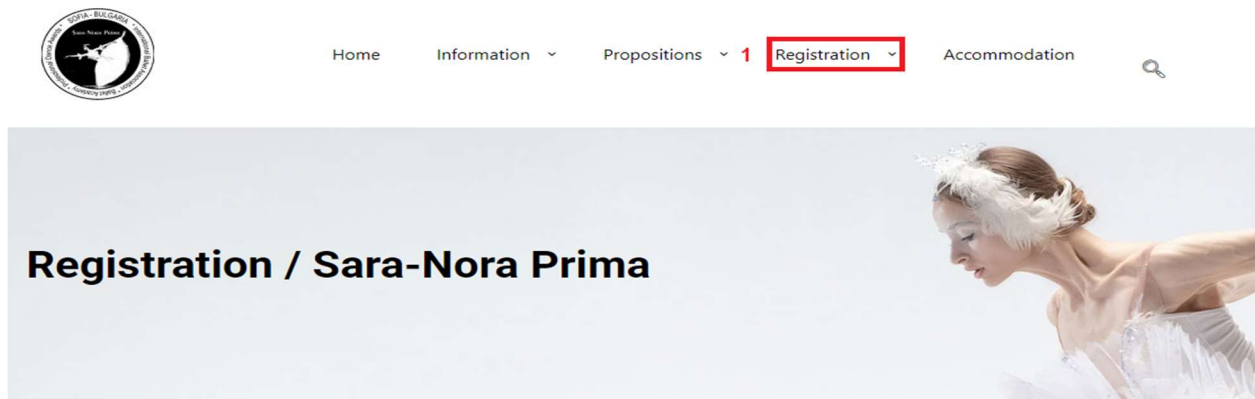
1. Your Profile.....	3
2. Competitors Registration	5
3. Dance Registration	6

Languages

1. EN	1
2. BG	12
3. SRB	23


How to successfully finish creating an account on “Sara-Nora Prima”

On the first page, you must be registering your account, click on “Registration” button.



REGISTRATION START FROM 1 MARCH!

2



After that, on page “Account Registration” fill in all fields and click on “REGISTER” button.

Account Registration

Please provide required information in order to register account for your club


Please use Latin Alphabet **ONLY** for all inputs!
After registration, your account needs to be activated by our administration.
You will receive confirmation email when your account has been activated!

Login details

Email Address	<input type="text" value="Email"/>		
Password	<input type="password" value="Password"/>	Confirm Password	<input type="password" value="Confirm Password"/>

Choreographer/Concertmaster Personal details

First Name	<input type="text" value="First name"/>	Last Name	<input type="text" value="Last Name"/>
Club Name	<input type="text" value="Club name"/>	City	<input type="text" value="City"/>
Country	<input type="text" value="Please select..."/>	Telephone	<input type="text" value="Telephone"/>
Contact Email	<input type="text" value="info@example.com"/>	Website/Fb/Instagram	<input type="text" value="www.example.com"/>

Нисам робот 

If you fill all fields correctly on the next page a message will appear as a picture.

You have successfully registered your account!



Login

Click on the login button and on the login page fill the fields, your email address, and password the same as you fill in login details. Click login.

NOTE: In order to finish registration successfully you need to fill out all empty fields. The “info” field on the “School profile” page is supposed to contain a short biography of the choreographer.

Home **Your Profile** Competitors Dances/Music Timing Program

Right after registration head to the “Your Profile” page in order to insert all required data. On school Profile page where you’ll see the next warning message.


Your profile is incomplete, please update required information!



You will need to fill out all empty fields, in the upper section of the page marked with “Personal details”. If you want to make any changes you will need to press the “Change Details” button at the bottom of the page.

NOTE: In order to finish registration successfully you need to fill out all empty field. The “info” field on the “Your Profile” page is supposed to contain a short biography of the choreographer.

Personal details

Picture 

First Name Last Name


1. Education Telephone

2. Info

You will need to add your personal photo, or rather the person who is leading the dance group (Choreographer). In the “Education”₁ field you will need to fill out the name of your occupation like director and so on. In the “Info”₂ field you need to write your short biography.

In the “Dance School details” in the picture field you need to upload the logo of your club. Fill the “Website”₃ field as shown, an example would be: www.my website (here you will put the name of your site).com, if you don’t have a website you need to copy your facebook page (it must start with “WWW”). The “Website” field on this page isn’t mandatory as you filled this field in the “Account Registration” page. Filling out all the fields and pressing the “Save Details”₄ button we can proceed to the next page.

Dance School details

Logo 

School Name

Country City

Email Website

On the “Competitors” page you need to input information about your competitors, on this page you need to “ADD”⁵ all the competitors that will be competing, fill out the first/last name and the date of birth. After this we can proceed to the next page.



Competitors

Please add your competitors

5. **ADD** **EDIT**

Show 10 entries Search:

Id.	First Name	Last Name	Date of birth
No data available in table			

Showing 0 to 0 of 0 entries First Previous Next Last

New Competitor ×

First Name:

Last Name:

Date of Birth:

Close **Save changes** ^{6.}

ADD EDIT

Show 10 entries Search:

Id.	First	Date of birth
No data available in table		

Showing 0 to 0 of 0 entries First Previous Next Last

After you have filled out all the fields, press the “Save changes”⁶ button, now you have successfully added a competitor.

Clicking on a competitor and then on the “EDIT” button will allow you to change all information about that competitor. Click on the “Save changes” button to save changes.

Timing Program Protocols Statistics Welco

ADD EDIT

Show 10 entries

Search:

Close Save changes

Id.	First	Last	Date of birth
3	Pera	Marić	19.02.1985.
4	Jelena	Petrović	10.09.2000.
5	Marija	Ilić	14.09.1986.

Showing 1 to 3 of 3 entries

First Previous 1 Next Last

Next is the “Dances/Music” Page, the concept is the same as on the “Competitors” page, just click the “ADD” button to add a dance. You can add a number of dances and change them at your leisure.

Home Your Profile Competitors **Dances/Music** Timing Program

Dances

Please register your dances

ADD CHANGE DELETE

Show 10 entries

Reg.No.	Discipline	Age / Nomination / Level	Name of the dance
No data available in table			

Showing 0 to 0 of 0 entries

Discipline filed: Select discipline by proposition.

Age Category field: Select age category by proposition.

Nomination field: Select nomination by proposition.

NOTE: *Selecting the nomination will determine the number of competitors you can add up to a certain number or in a certain range, if there is not a maximum number set then you can add up to a maximum of 60 competitors. You can only pick the competitors you already added on the “Competitors” page.*

Level field: Select level by proposition.

The “Beginning” field represents the start of the performance. Will the performance begin with music or with pose.

Keep your attention on the “Time” field, as every “Nomination” has its maximum allowed time limit, you can read more on that in the “Propositions” document which can be downloaded on the first page of the site or by clicking on the “Help” button in the lower right side of the page.

In the “Competitor” field you can only select people you added on the “Competitors” page, if you can’t find a “Competitor” you will need to go to the “Competitors” page and add the person you want. The “Competitor” field will be shown only when you select a “Nomination”.

By pressing the “Register” button you have successfully finished registering your dance.

After registering you can opt to register more dances or go to the home page of the admin panel.

Dance/Music Registration

Please provide required information in order to register for competition

Please use Latin Alphabet **ONLY** for all inputs and music file name!

Discipline	<input type="text" value="Please select..."/>	Age Category	<input type="text" value="Please select..."/>
Nomination	<input type="text" value="Please select..."/>	Level	<input type="text" value="Please select..."/>
Dance/Music	<input type="text" value="Name of the dance/music"/>		
Music file upload	<input type="text" value="Choose file"/>		<input type="button" value="Browse"/>
Time	<input type="text" value="mm:ss"/>	Beginning	<input type="text" value="Please select..."/>
Note	<input type="text" value="Note"/>		

REGISTER

The “Note” field is supposed to contain anything you need on stage for your performance, an example would be the number of tables or chairs, lighting preferences and so on. You can also add a note for the organizer.

If you fill all fields correctly on the next page a following message will appear.

Dance/Music Registration

Please provide required information in order to register for competition

Please use Latin Alphabet **ONLY** for all inputs and music file name!

You have successfully registered your competitors!

If you would like to register additional competitors please click on Register more button.

Register More

Return to Home

If you want to register more dance/music performances click on “Register More” button or click on the “Return to home” button.

To change any information of a dance/music performance, just go to the “Dances/Music” page and click on the performance you want to change and press “CHANGE” button. After you have changed the desired information press the “SAVE CHANGES” button.

Dances

Please register your dar

ADD

CHANGE

DELETE

Show 10 entries

Reg.No.	Discipline	Age / Nomination / Level	Name of the dance	
4	Neo Classical	Juniors / Solo / Elite	Super dance	Pera Marić (34 years), Dejan D

Showing 1 to 1 of 1 entries

NOTE: If you wish to change nomination of performance. You will have delete it, and recreate it again!

Edit Dance/Music Registration

Please edit your dance registration

Please use Latin Alphabet **ONLY** for all inputs and music file name!

Discipline	<input type="text" value="Neo Classical"/>	Age Category	<input type="text" value="Juniors (12-15 years)"/>
Nomination	<input type="text" value="Solo (1 per)"/>	Level	<input type="text" value="Elite (Experienced)"/>
Dance/Music	<input type="text" value="Super dance"/>		
Music file upload	<input type="text" value="Choose file"/>		<input type="button" value="Browse"/>
Time	<input type="text" value="01:30"/>	Beginning	<input type="text" value="From Pose"/>
Note	<input type="text" value="Note"/>		
Competitor 1	<input type="text" value="Pera Marić"/>		

SAVE CHANGES

If you have more competitors and you want to remove one of the them click on the “Remove” button, if you want add competitor click on ADD button. Click on “SAVE CHANGES” button.

Music file upload	<input type="text" value="Choose file"/>
Time	<input type="text" value="01:30"/> Beginning <input type="text" value="From Pose"/>
Note	<input type="text" value="Note"/>
Competitor 1	<input type="text" value="Pera Marić"/>
Competitor 2	<input type="text" value="Jelena Petrović"/>
Competitor 3	<input type="text" value="Jelena Petrović"/>
Competitor 4	<input type="text" value="Pera Marić"/>
Competitor 5	<input type="text" value="Marija Ilić"/>
Competitor 6	<input type="text" value="Pera Marić"/>
Competitor 7	<input type="text" value="Pera Marić"/>
Competitor 8	<input type="text" value="Marija Ilić"/>

SAVE CHANGES

NOTE: When you press “Remove” last competitor in the list will be remove.???

The help button.



Clicking on the “Help” button reveals 3 options.



The first “Support” button opens a “Support Request” page. Fill out all the fields to send a request to our support team. Support will assist you as soon as possible.

Please note that support working hours are **09-17h, Monday to Friday**

The “User Guide” button opens this User Guide document.

The “Propositions” button downloads Propositions documents.

We wish you all the best in the upcoming competition, your “Sara-Nora Prima”

РЪКОВОДСТВО ЗА УПОТРЕБА

portal.saranoraprima.org

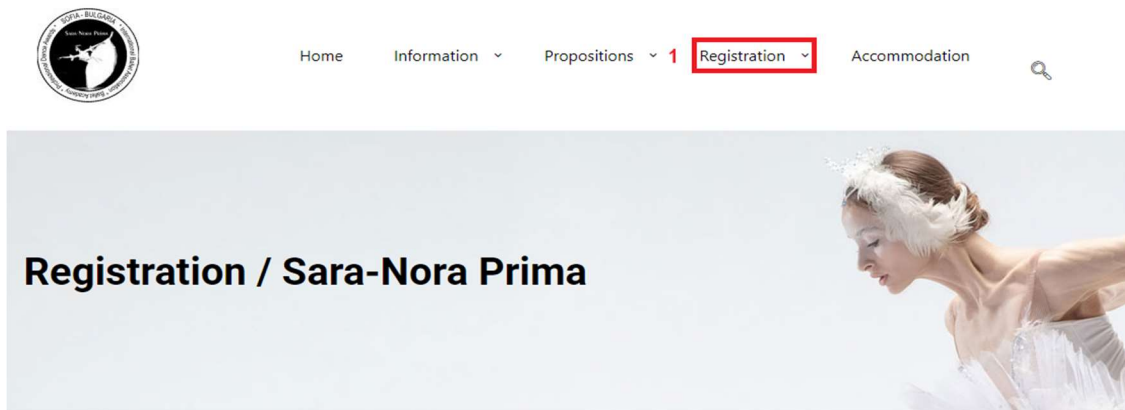
КРАЙНИ ПОТРЕБИТЕЛИ - участници

Content

1. Твоят профил.....	3
2. Регистрация на състезатели	5
3. Регистрация на танци	6

Как успешно да завършите създаването на акаунта си в нашия сайт “Sara-Nora Prima”

На първата страница трябва да регистрирате акаунта си, натиснете бутона “Registration”



REGISTRATION START FROM 1 MARCH!



След това на страница “Account Registration” попълнете всички полета и натиснете бутона “REGISTER”.

Account Registration

Please provide required information in order to register account for your club


Please use Latin Alphabet **ONLY** for all inputs!
After registration, your account needs to be activated by our administration.
You will receive confirmation email when your account has been activated!

Login details

Email Address	<input type="text" value="Email"/>		
Password	<input type="text" value="Password"/>	Confirm Password	<input type="text" value="Confirm Password"/>

Choreographer/Concertmaster Personal details

First Name	<input type="text" value="First name"/>	Last Name	<input type="text" value="Last Name"/>
Club Name	<input type="text" value="Club name"/>	City	<input type="text" value="City"/>
Country	<input type="text" value="Please select..."/>	Telephone	<input type="text" value="Telephone"/>
Contact Email	<input type="text" value="info@example.com"/>	Website/Fb/Instagram	<input type="text" value="www.example.com"/>

Нисам робот 

REGISTER

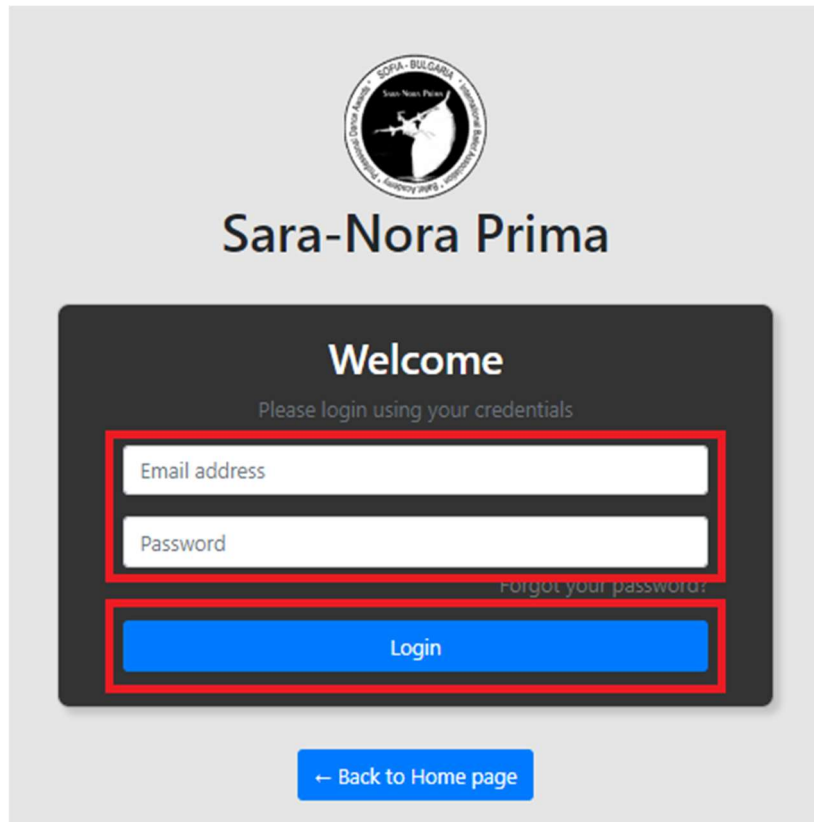
Ако попълните правилно всички полета на следващата страница, съобщението ще се появи като картинка.

You have successfully registered your account!

x

Login

Кликнете върху бутона LOGIN за вход и на страницата за вход попълнете полетата, имейл адреса си и паролата като попълните данни за вход. Кликнете за вход.



ЗАБЕЛЕЖКА: За да завършите регистрацията успешно, трябва да попълните всички празни полета. Полето **“info”** на страницата **„Профил на школа“/ “School profile”** трябва да съдържа кратка биография на хореографа.

Home **Your Profile** Competitors Dances/Music Timing Program

Веднага след регистрацията отидете на страницата **„Твоят профил“/ “Your profile”**, за да вмъкнете всички необходими данни за школата си. На страницата на профила на школата Ви, където ще видите следващото предупредително съобщение.


Your profile is incomplete, please update required information!

x

Ще трябва да попълните всички празни полета в горната част на страницата, маркирани с **„Лични данни“/ “Personal details”**. Ако искате да направите някакви промени, ще трябва да натиснете бутона **„Промяна на данни“/ “Change Details”** в долната част на страницата.

ЗАБЕЛЕЖКА: За да завършите регистрацията успешно, трябва да попълните цялото празно поле. Полето **“info”/„информация“** на страницата **„Твоят профил“/ “Your profile”** трябва да съдържа кратка биография на хореографа.

Personal details

Picture 

First Name Last Name


1. Education Telephone

2. Info

Ще трябва да добавите личната си снимка като хореограф на танцовата група (хореограф / Choreographer). В полето **“Образование”/ “Education”** 1 ще трябва да попълните името на вашия на ръководител, или подобен на директора и т.н. В полето **„Инфо“/“Info”** 2 трябва да напишете кратката си биография.

В **„Детайли за училището по танци“/“Dance School details”** в полето за Снимка трябва да качите логото на вашия клуб. Попълнете **“Website”**, както е показано, пример е: **www.my website** (тук ще поставите името на вашия сайт или фб страницата) **.com**, ако нямате уебсайт, трябва да копирате страницата си във фейсбук (тя трябва да започне с **„WWW“**). **Полето “Website”**, на тази страница не е задължително, тъй като сте попълнили това поле в страницата **„Регистрация на акаунт“/“Account Registration”**. Запълвайки всички полета и натискайки бутона **„Запиши детали“/“Save Details”**, можем да преминем към следващата страница.

Dance School details

Logo 

School Name

Country City

Email Website

[Change Password](#) [Change Details](#) [Save Details](#) 4.

На страницата „**Състезатели**“/“**Competitors**” трябва да въведете информация за вашите състезатели-танцьори, на тази страница трябва да „**ВКАПАТЕ**“/“**ADD**” всички състезатели, които ще се състезават, да попълните името / фамилията и датата на раждане. След това можем да преминем към следващата страница.

[Home](#) [Your Profile](#) [Competitors](#) [Dances/Music](#) [Timing Program](#)

Competitors

Please add your competitors

5. [ADD](#) [EDIT](#)

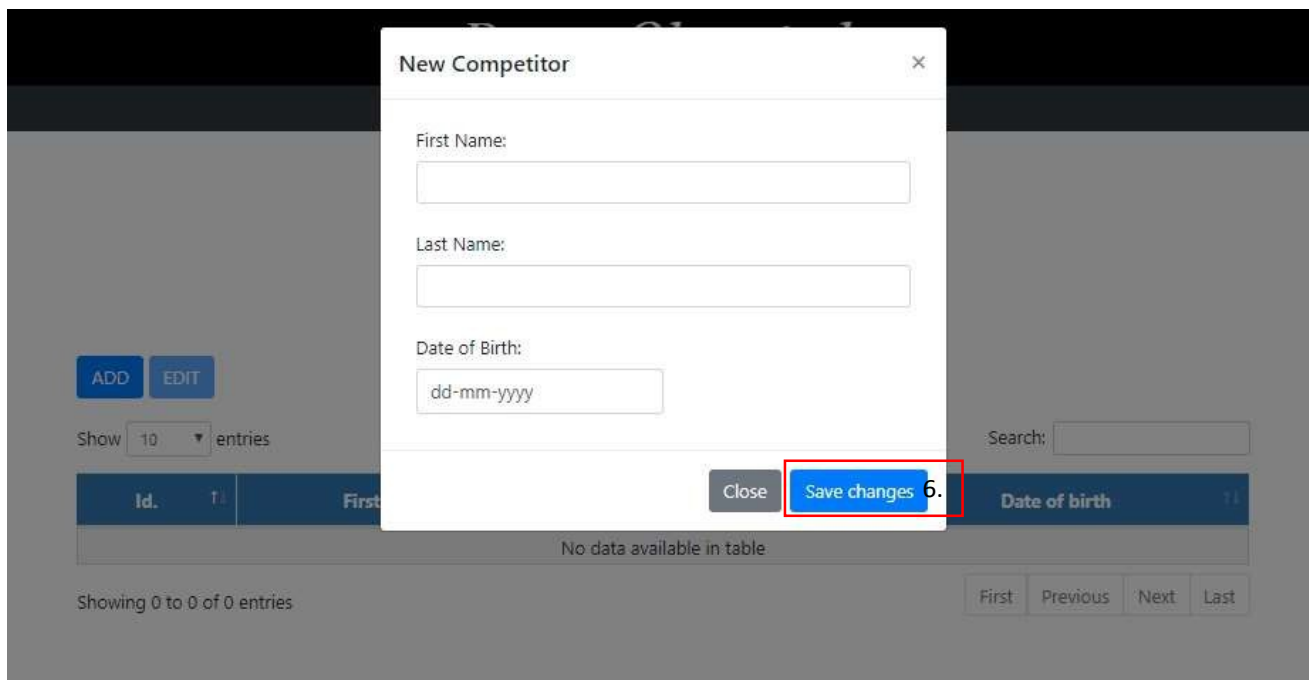
Show entries

Search:

Id.	First Name	Last Name	Date of birth
No data available in table			

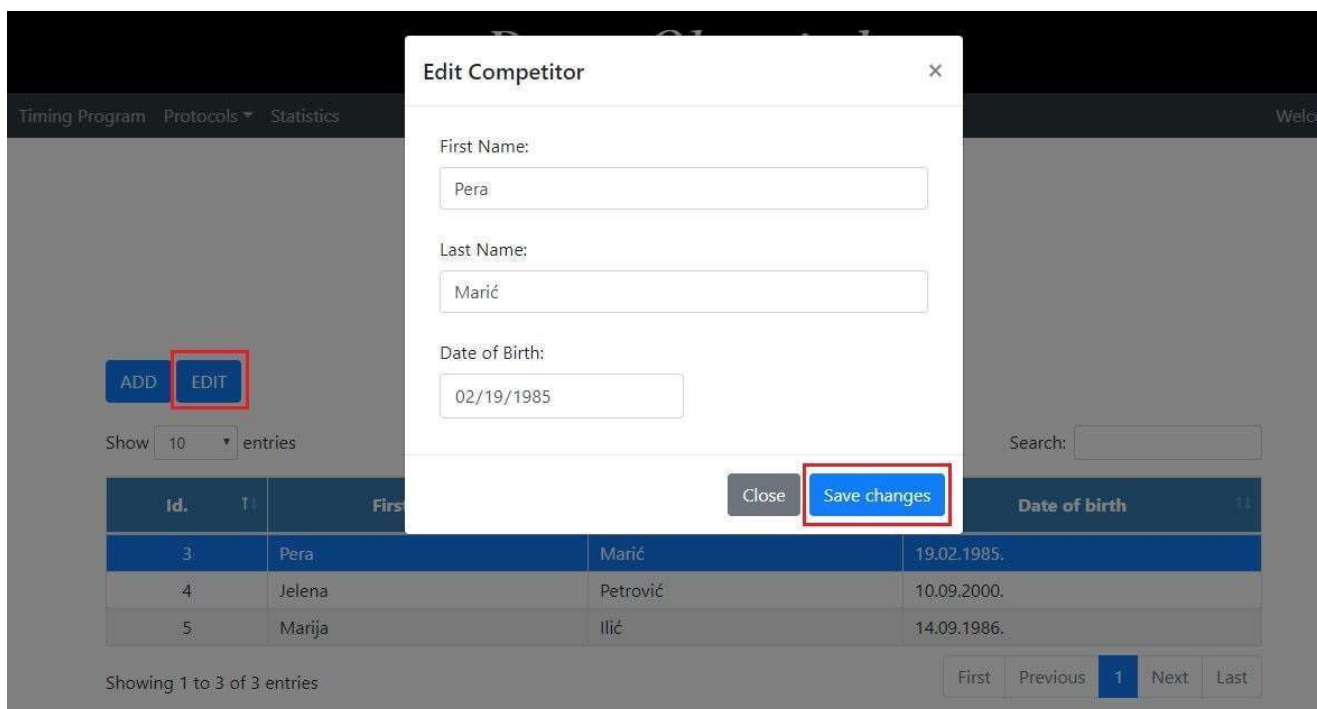
Showing 0 to 0 of 0 entries

[First](#) [Previous](#) [Next](#) [Last](#)



След като попълните всички полета, натиснете бутона **„Запазване на промените“/“Save changes”** , сега успешно добавихте СЪСТЕЗАТЕЛИТЕ СИ.

Кликването върху СЪСТЕЗАТЕЛ и след това върху бутона **„EDIT“** ще ви позволи да промените цялата информация за него. Кликнете върху бутона **„Запазване на промените“/“Save changes”** , за да запазите промените.



Следва страницата **„Танци / Музика“/ “Dances/Music”**, концепцията е същата като на страницата **„Състезатели“/“Competitors”** , просто щракнете върху бутона **„ВКАРАЙ“/“ADD”** , за да добавите танц. Можете да добавите редица танци и да ги промените по ваше желание.

Dances

Please register your dances

Show entries

Reg.No.	Discipline	Age / Nomination / Level	Name of the dance
No data available in table			

Showing 0 to 0 of 0 entries

Discipline filed: / Подадена дисциплина: Изберете дисциплина по предложение.

Age Category field: / Поле за възрастова категория: Изберете възрастова категория по предложение.

Nomination field:/ Поле за номинация: Изберете номинация по предложение.

ЗАБЕЛЕЖКА: Избирането на номинацията ще определи броя на състезателите, които можете да добавите до определен брой или в определен диапазон, ако няма зададен максимален брой, тогава можете да добавите максимум 60 състезатели. Можете да изберете само **СЪСТЕЗАТЕЛИ**, които вече сте добавили на страницата „Състезатели“/“Competitors” .

Level field: / Поле за ниво: Изберете ниво по предложение.

Полето “Begining”/ “Начало” ОЗНАЧАВА началото на изпълнението. Ще започнете ли с музика или с поза.

ОБЪРНЕТЕ вниманието си върху полето “Time”/ „Времетраене“, тъй като всяка “Nomination”/„Номинация“ има максимално разрешено времетраене, можете да прочетете повече за това в “Propositions”/„ПРАВИЛА“, който можете да изтеглите на първата страница на сайта или като щракнете върху Бутон “Help” /„Помощ“ в долната дясна част на страницата.

В полето “Competitor”/„Състезател“ можете да изберете само ХОРА, които сте добавили на страницата „Конкуренти“/“Competitors” , ако не можете да намерите име на „Състезателя“, ще трябва да отидете на страницата “Competitors”/„Конкуренти“ и да добавите данни на този Състезател, който искате. Полето “Competitor”/„Състезател“ ще се покаже само когато изберете „Номинация“, която автоматично определя максималното кол-во на участниците.

С натискането на бутона “Register”/„Регистрация“ успешно приключихте с регистрацията на вашия танц.

След като се регистрирате, можете да изберете да регистрирате повече танци или да отидете на началната страница на административния панел.

Dance/Music Registration

Please provide required information in order to register for competition

Please use Latin Alphabet **ONLY** for all inputs and music file name!

Discipline	<input type="text" value="Please select..."/>	Age Category	<input type="text" value="Please select..."/>
Nomination	<input type="text" value="Please select..."/>	Level	<input type="text" value="Please select..."/>
Dance/Music	<input type="text" value="Name of the dance/music"/>		
Music file upload	<input type="text" value="Choose file"/>		<input type="button" value="Browse"/>
Time	<input type="text" value="mm:ss"/>	Beginning	<input type="text" value="Please select..."/>
Note	<input type="text" value="Note"/>		

REGISTER

Полето "Note"/„Забележка“ трябва да съдържа всичко, което ви е необходимо на сцената за вашето изпълнение, пример е броят на маси или столове, пауза в музиката, предпочитания за осветление и т.н. Можете също да добавите бележка за организатора.

Ако попълните правилно всички полета на следващата страница, ще се появи следното съобщение.

Dance/Music Registration

Please provide required information in order to register for competition

Please use Latin Alphabet **ONLY** for all inputs and music file name!

You have successfully registered your competitors!

If you would like to register additional competitors please click on Register more button.

Register More

Return to Home

Ако искате да регистрирате повече **dance/music performances** / танцови / музикални изпълнения, кликнете върху бутон **"Register More"/„Регистрирайте се повече“** или натиснете бутон **"Return to home"/ „Върнете се у дома“**.

За да промените каквато и да е информация за танцово / музикално изпълнение, просто отидете на страницата „Dances / Music“ и кликнете върху изпълнението, което искате да промените, и натиснете бутона „CHANGE“/ ПРОМЕНИ. След като промените желаната информация, натиснете бутона “SAVE CHANGES”/„ЗАПАЗЕТЕ ПРОМЕНИ“.

Dances

Please register your dance

ADD CHANGE DELETE

Show 10 entries

Reg.No.	Discipline	Age / Nomination / Level	Name of the dance	
4	Neo Classical	Juniors / Solo / Elite	Super dance	Pera Marić (34 years), Dejan D

Showing 1 to 1 of 1 entries

ЗАБЕЛЕЖКА: Ако искате да промените номинацията на изпълнението. Ще трябва да го изтриете и да го пресъздадете отново!

Edit Dance/Music Registration

Please edit your dance registration

Please use Latin Alphabet **ONLY** for all inputs and music file name!

Discipline	Neo Classical	Age Category	Juniors (12-15 years)
Nomination	Solo (1 per)	Level	Elite (Experienced)
Dance/Music	Super dance		
Music file upload	Choose file	Browse	
Time	01:30	Beginning	From Pose
Note	Note		
Competitor 1	Pera Marić		

SAVE CHANGES

Ако имате повече конкуренти и искате да премахнете един от тях, кликнете върху бутона “Remove”/ „Премахване“, ако искате да добавите състезател, кликнете върху ADD бутона за добавяне. Кликнете върху бутона “SAVE CHANGES”/„ЗАПАЗВАНЕ НА ПРОМЕНИ“.

Music file upload	Choose file.
Time	01:30 Begining From Pose
Note	Note
Competitor 1	Pera Marić
Competitor 2	Jelena Petrović
Competitor 3	Jelena Petrović
Competitor 4	Pera Marić
Competitor 5	Marija Ilić
Competitor 6	Pera Marić
Competitor 7	Pera Marić
Competitor 8	Marija Ilić

Add Remove

SAVE CHANGES

ЗАБЕЛЕЖКА: Когато натиснете **“Remove”/„Премахни“** последният състезател в списъка ще бъде премахнат.

Бутонът за помощ



Щракването върху бутона **“Help”/„Помощ“** разкрива 3 възможности.



Първият бутон **“Support” /„Поддръжка“** отваря страница **“Support Request”/„Заявка за поддръжка“**.

Попълнете всички полета, за да изпратите заявка до нашия екип за поддръжка. Поддръжката ще ви помогне възможно най-скоро.

Моля, обърнете внимание, че работното време за поддръжка е от 09 до 17 часа, от понеделник до петък

Бутонът **“User Guide” /„Ръководство за потребителя“** отваря този документ с ръководство за потребителя.

Бутонът **“Propositions” /„Предложения“** изтегля документи за предложения.

Желаем ви всичко най-добро в предстоящото състезание, вашите „Sara-Nora Prima“

UPUTSTVO ZA UPOTREBU

portal.saranoraprima.org

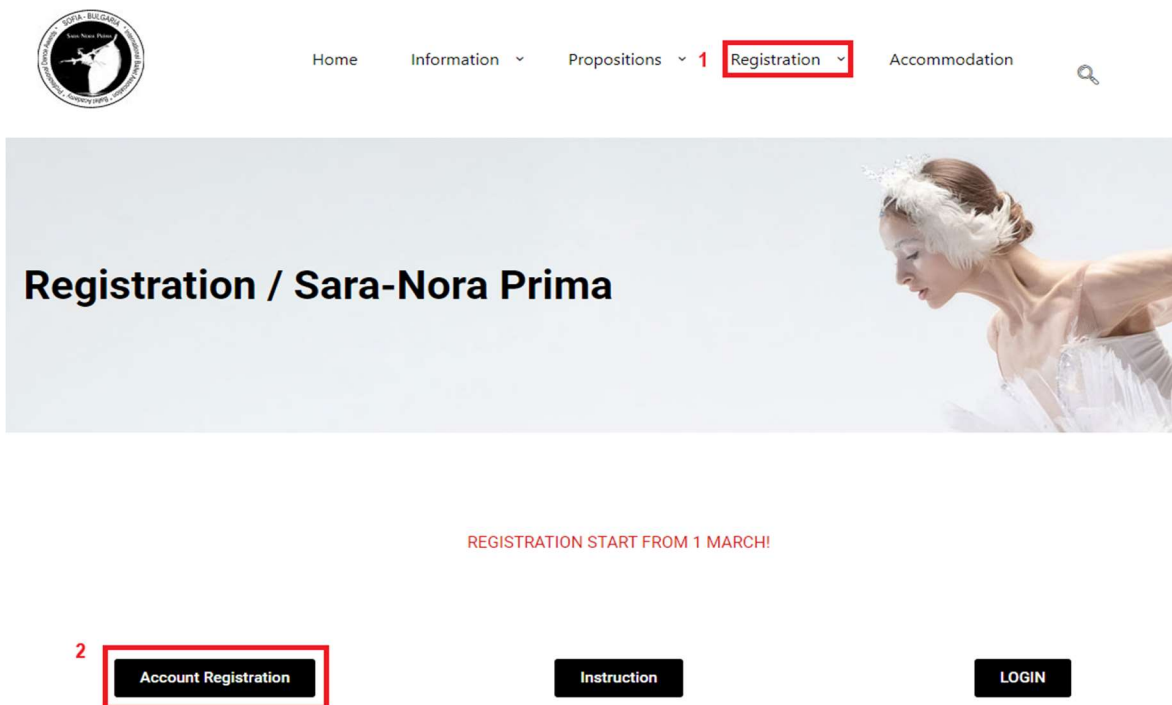
KORISNICI

Content

1. Profil škole.....	3
2. Registracija takmičara	5
3. Registracija plesa.....	6

Kako uspešno da kreirate nalog na “Sara-Nora Prima”

Na početnoj strani registrujte svoj nalog klikom na dugme “Registration”.



Zatim će se otvoriti stranica “Account Registration” popunite sva polja I kliknite na dugme “REGISTER”.

Account Registration

Please provide required information in order to register account for your club


Please use Latin Alphabet **ONLY** for all inputs!
After registration, your account needs to be activated by our administration.
You will receive confirmation email when your account has been activated!

Login details

Email Address	<input type="text" value="Email"/>		
Password	<input type="password" value="Password"/>	Confirm Password	<input type="password" value="Confirm Password"/>

Choreographer/Concertmaster Personal details

First Name	<input type="text" value="First name"/>	Last Name	<input type="text" value="Last Name"/>
Club Name	<input type="text" value="Club name"/>	City	<input type="text" value="City"/>
Country	<input type="text" value="Please select..."/>	Telephone	<input type="text" value="Telephone"/>
Contact Email	<input type="text" value="info@example.com"/>	Website/Fb/Instagram	<input type="text" value="www.example.com"/>

Нисам робот 

REGISTER

Ako ste popunili sva polja ispravno pojavaće se poruka kao na slici.

You have successfully registered your account!

x

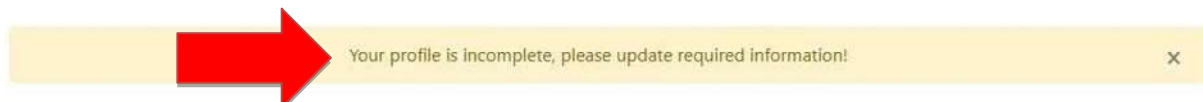
Login

Klikom na dugme "Login" otvoriće vam se login stranica. Unesite tražene podatke, Email adresu I lozinku koje ste uneli pri registraciji. Klik na login.




Home **Your Profile** Competitors Dances/Music Timing Program

Nakon uspešne prijave posetite stranicu "Your Profile" na kojoj se nalaze svi vaši podaci. Na stranici će se pojaviti poruka sa upozorenjem.



U delu stranice "Personal details" popunite sva prazna polja. Ako želite da izmenite već popunjena polja treba da pritisnete dugme "Change Details", dugme se nalazi u donjem delu stranice.

Personal details

Picture 

First Name Last Name


1. Education Telephone

2. Info

U polje koje je predviđeno za fotografiju dadajte svoju fotografiju, ili fotografiju osobe koja će voditi grupu (Koreograf). U polje "Education"₁ upišite vaše zanimanje, direktor, koreograf... U polju "Info"₂ upišite svoju kratku biografiju.

U delu stranice "Dance School details" u polje predviđenom za sliku dodajte logo škole. Polje "Website"₃ popunite kao na primeru: www. (ime sajta).com, ako nemate svoj sajt možete kopirati link facebook stranice (mora počinjati sa "WWW"). Ako ste polje već popunili u "Account Registration" biće automatski popunjeno. Ako želite da izmenite neka polja kliknite na dugme "Change Details". Nakon završenih izmena podataka u poljima kliknite na dugme "Save Details".

Dance School details

Logo 

School Name

Country City

Email Website

Save Details

Na stranici "Competitors" unosite imena vaših takmičara, treba da kliknete ba dugme "ADD" i pojaviće se pop-up. Upisujete ime, prezime i datum rođenja takmičara.

The image shows a web interface for managing competitors. At the top, a navigation bar contains links for Home, Your Profile, Competitors (highlighted with a red box), Dances/Music, and Timing Program. Below this, the main heading is "Competitors" with the instruction "Please add your competitors".

A red box highlights the "5. ADD" button. Below the buttons, there is a "Show 10 entries" dropdown and a search field. A table with columns "Id.", "First Name", "Last Name", and "Date of birth" is shown, but it contains no data. Navigation buttons "First", "Previous", "Next", and "Last" are at the bottom right of the table area.

A "New Competitor" pop-up form is open, containing three input fields: "First Name:", "Last Name:", and "Date of Birth:" (with a "dd-mm-yyyy" placeholder). A "Close" button and a "6. Save changes" button (highlighted with a red box) are at the bottom of the form.

Kada ste sve popunili sva polja kliknite na dugme "Save changes". Uspešno ste dodali svog prvog takmičara. Za unos svakog sledećeg takmičara ponavlja se isti postupak.

Ako želite da izmenite podatke za nekog od takmičara, selektujete takmičara i kliknete na dugme "EDIT". Pojaviće se pop-up sa podacima takmičara, izvršite izmene i kliknite na dugme "Save changes".

Timing Program Protocols Statistics

First Name: Pera

Last Name: Marić

Date of Birth: 02/19/1985

ADD EDIT

Show 10 entries

Id.	First	Last	Date of birth
3	Pera	Marić	19.02.1985.
4	Jelena	Petrović	10.09.2000.
5	Marija	Ilić	14.09.1986.

Showing 1 to 3 of 3 entries

Close Save changes

Search:

First Previous 1 Next Last

Sledeća stranica je „Dance/Music“, koncept je sličan kao na stranici “Competitors” , kliknite na dugme “ADD” kako bi ste dodali dance/music. Dodajte koliko hoćete “dance/music”, možete menjati podatke u svakom trenutku..

Home Your Profile Competitors **Dances/Music** Timing Program

Dances

Please register your dances

ADD CHANGE DELETE

Show 10 entries

Reg.No.	Discipline	Age / Nomination / Level	Name of the dance
No data available in table			

Showing 0 to 0 of 0 entries

Discipline filed: Selektujte disciplinu po propozicijama.

Age Category field: Selektujte uzrast po popozicijama.

Nomination field: Selektujte nominacije po propozicijama.

NOTE: *Odabirom nominacije određuje se broj takmičara koji se može dodati do određenog broja po propozicijama. Ako u nominacijama nema postavljen maksimalni broj takmičara možete dodati najviše 60*

takmičara. Podaci takmičara su uneti preko stranice "Competitors", potrebno je samo da selektujete takmičara iz padajućeg menia.

Level field: Selektujte nivo po propozicijama.

U polju "Begining" birate kako će početi performans. Performans može početi uz muziku I uz pozu.

Obratite pažnju na polje "Time", svaka nominacija ima svoje maksimalno vreme trajanja, više o ovome možete pročitati u "Propositions" dokumentu koji možete skinuti sa prve strane sajta ili klikom na dugme "Help" koje se nalazi u donjem desnom uglu ekrana.

U polju "Competitor" samo možete izabrati takmičare koje ste dodali na "Competitors" strani, ako ne možete da pronađete takmičara morate otići na stranicu "Competitors" I uneti podatke osobe koja nedostaje. Polje "Competitor" se otvara onog trenutka kada odaberete nominaciju".

Pritiskom na dugme "Register" uspešno ste završili registraciju dance/music.

Nakon registracije možete registrovati još dance/music ili se vratiti na početnu stranu .

Dance/Music Registration

Please provide required information in order to register for competition

Please use Latin Alphabet **ONLY** for all inputs and music file name! ✕

Discipline	<input type="text" value="Please select..."/>	Age Category	<input type="text" value="Please select..."/>
Nomination	<input type="text" value="Please select..."/>	Level	<input type="text" value="Please select..."/>
Dance/Music	<input type="text" value="Name of the dance/music"/>		
Music file upload	<input type="text" value="Choose file"/>		<input type="button" value="Browse"/>
Time	<input type="text" value="mm:ss"/>	Begining	<input type="text" value="Please select..."/>
Note	<input style="height: 50px;" type="text" value="Note"/>		

U polje "Note" sve šta vam je potrebno od rekvizita za performans, na primer koliko vam je potrebno stolica, kakvo vam je osvetljenje potrebno itd.

Ako ste popunili sva polja ispravno pojaviće se poruka kao na slici.

Dance/Music Registration

Please provide required information in order to register for competition

Please use Latin Alphabet **ONLY** for all inputs and music file name! x

You have successfully registered your competitors! x

If you would like to register additional competitors please click on Register more button.

Register MoreReturn to Home

Ako želite da registrujete još dance/music performansa kliknite na dugme “Register More” ili kliknite na dugme “Return to home” kako bi ste se vratili na početnu stranicu.

Za izmenu informacija dance/music performansa, potrebno je da odete na stranivu “Dances/Music” kliknete na performans za koji želite za izvršite izmene I kliknete na dugme “CHANGE”. Nakon izmene svih informacija kliknite na dugme “SAVE CHANGES”.

Dances

Please register your dar

ADDCHANGEDELETE

Show entries

Reg.No. ↑↓	Discipline ↑↓	Age / Nomination / Level ↑↓	Name of the dance ↑↓	
4	Neo Classical	Juniors / Solo / Elite	Super dance	Pera Marić (34 years), Dejan D

Showing 1 to 1 of 1 entries

NOTE: Ako želite da izmenite nominaciju performansa . Izbrišite ceo performans klikom nadugme “DELETE” I kreirajte novi!

Edit Dance/Music Registration

Please edit your dance registration

Please use Latin Alphabet **ONLY** for all inputs and music file name!

Discipline	Neo Classical	Age Category	Juniors (12-15 years)
Nomination	Solo (1 per)	Level	Elite (Experienced)
Dance/Music	Super dance		
Music file upload	Choose file		Browse
Time	01:30	Beginning	From Pose
Note	Note		
Competitor 1	Pera Marić		

SAVE CHANGES

Ako želite da dodate još takmičara kliknite na dugme "Add" ili da sklonite nekog od takmičara kliknite na dugme "Remove". Kliknite na dugme "SAVE CHANGES"

Music file upload	Choose file		
Time	01:30	Beginning	From Pose
Note	Note		
Competitor 1	Pera Marić		
Competitor 2	Jelena Petrović		
Competitor 3	Jelena Petrović		
Competitor 4	Pera Marić		
Competitor 5	Marija Ilić		
Competitor 6	Pera Marić		
Competitor 7	Pera Marić		
Competitor 8	Marija Ilić		

Add Remove

SAVE CHANGES

NOTE: Klikom na dugme "Remove" briše se poslednji takmičar iz grupe. Na primer ako želite da obrišete takmičara br.5 brišete takmičare br. 8,7,6,5 pa zatim ponovo dodajete takmičare koji ostaju ispod br.5.

Dugme help.



Klikom na dugme "Help" pojaviće se 3 opcije.



"Support" klikom na dugme se otvara stranica "Support Request". Popunite sva polja i pošaljite upit našoj podršci. Podrška će vam pomoći što je pre moguće.

Imajte u vidu da je radno vreme podrške od **09-17h, Ponedjeljak - Petak**.

"User Guide" klikom na dugme se otvara dokument "Uputstvo za upotrebu".

"Propositions" klikom na dugme se skida "Propositions" folder.

Želimo vam sve najbolje u predstojećim takmičenjima, vaš "Sara-Nora Prima"

